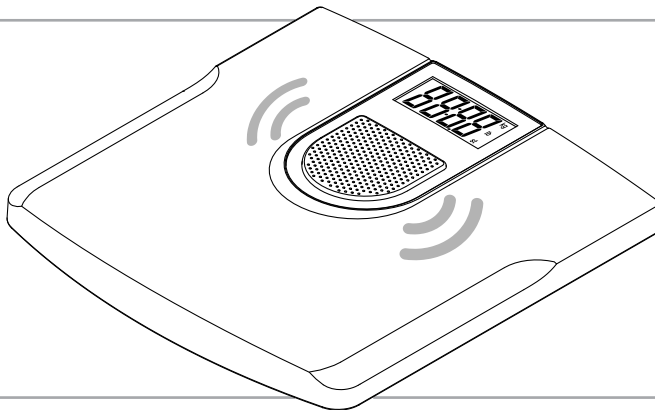




# J-TALK

TALKING BATHROOM SCALE



Thank you for purchasing the J-Scale® J-Talk digital scale. Please read all operating instructions carefully before use. This electronic scale is a precision instrument. With normal care and proper treatment, it will provide years of reliable service.

For further information or troubleshooting, please visit our website at [www.jenningscale.com](http://www.jenningscale.com)

## FEATURES & SPECIFICATIONS

<b>Capacity</b>	200kg / 440lb / 31:7st
<b>Weight graduation</b>	0.1g / 0.2lb
<b>Units</b>	kg / lb / st:lb
<b>Temperature Range</b>	0°C - 40°C
<b>Power source</b>	1 x 9V battery
<b>LCD/Talking</b>	Simultaneous
<b>Auto Off</b>	8 seconds
<b>Volume Control</b>	High, Middle, Low
<b>Low Voltage Message</b>	LO
<b>Error/Overload Message</b>	Err



# OPERATION INSTRUCTIONS

---

## Weighing

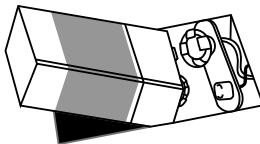
- 1) Place the scale on a flat hard floor.
- 2) Use your foot to tap the scale platform once and turn the scale on.
- 3) A voice message will tell you to wait.
- 4) When the display shows "0.0", a voice message will tell you to step on the scale.
- 5) Now step on the scale and stand still.
- 6) Your weight will be displayed on the LCD and a voice will tell you the weight at the same time.

## Caution

To avoid water from getting into the holes and damaging the speaker, please don't step on the scale when you are wet.

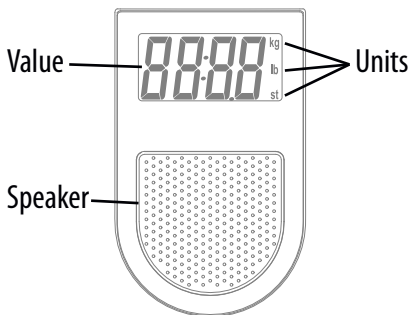
## Changing the battery

Ensure +/- terminals are correctly connected.

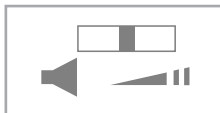


## DESCRIPTIONS

---



Volume Control  
(bottom of scale)



Unit Selector  
(bottom of scale)



## NON SLIP STRIPS

---

Included with the scale are non-slip strips to be installed onto the scale's platform. These help prevent your feet from slipping off of the weighing surface, and possible slip-and-fall accidents. Note that we strongly urge you to never step on the scale with wet feet regardless of use of these strips, to prevent accidental slippage or an accident.

**DANGER - SCALE SURFACE MAY BE SLIPPERY WHEN WET**